

Icenium – Overview and demo



Mark J Radacz, MCTS
Developer, Mintek.com
Geekswithblogs.net/MRAD
@MarkRadacz

Live the life you Love.. Love the life you live...




Who am I?

Mark J Radacz

- ❑ #HusbandFatherLife-LongMateGeek
- ❑ Enjoying every trip around the Sun
- ❑ MCTS, Developer at Mintek.com
- ❑ 20 years of development
- ❑ 10 years in .NET + iOS recently
- ❑ Ex-Blackberry-Apple-WP "fanboy"





Agenda

- What is Icenium
- Why choose Icenium
- Options
- Graphite Demo

What is Icenium

- ❑ End-to-end mobile development solution
- ❑ Develop (using HTML, JavaScript & CSS)
- ❑ Test
- ❑ Publish



Develop

Development tools

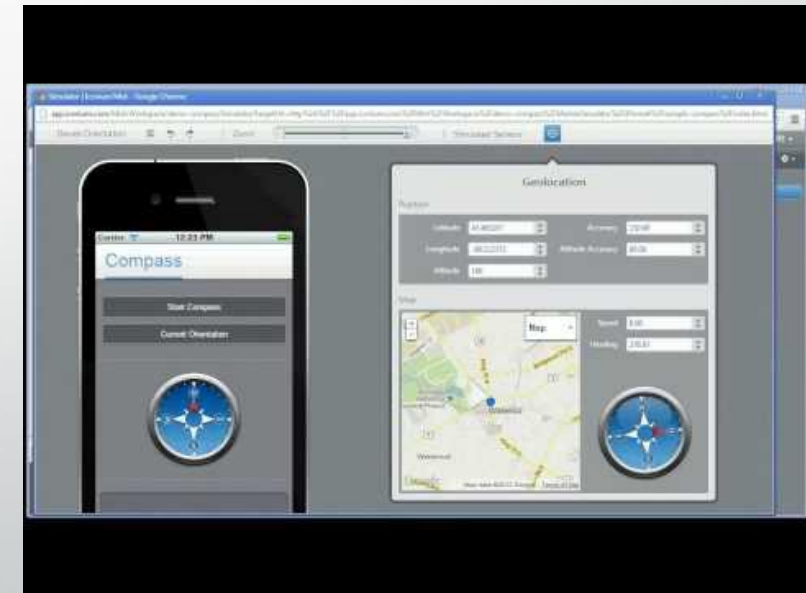
- Icenium Graphite - Windows-Based Dev Environment
- Icenium Mist – Browser-based Dev Environment

Supported Frameworks

- Kendo UI Mobile & jQuery Moobile
- Apache Cordova (a.k.a. Phonegap)

Cloud Backend Services


- Icenium Everlive





Test

- ❑ Integrated simulation and debugging
- ❑ Icenium LiveSync
- ❑ Icenium Ion





Publish

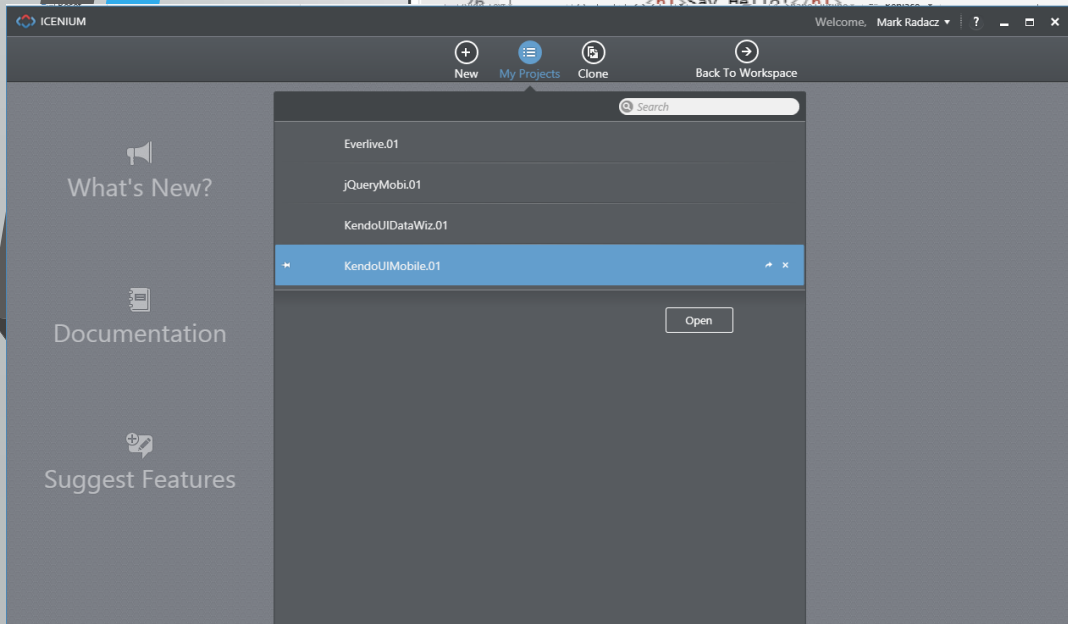
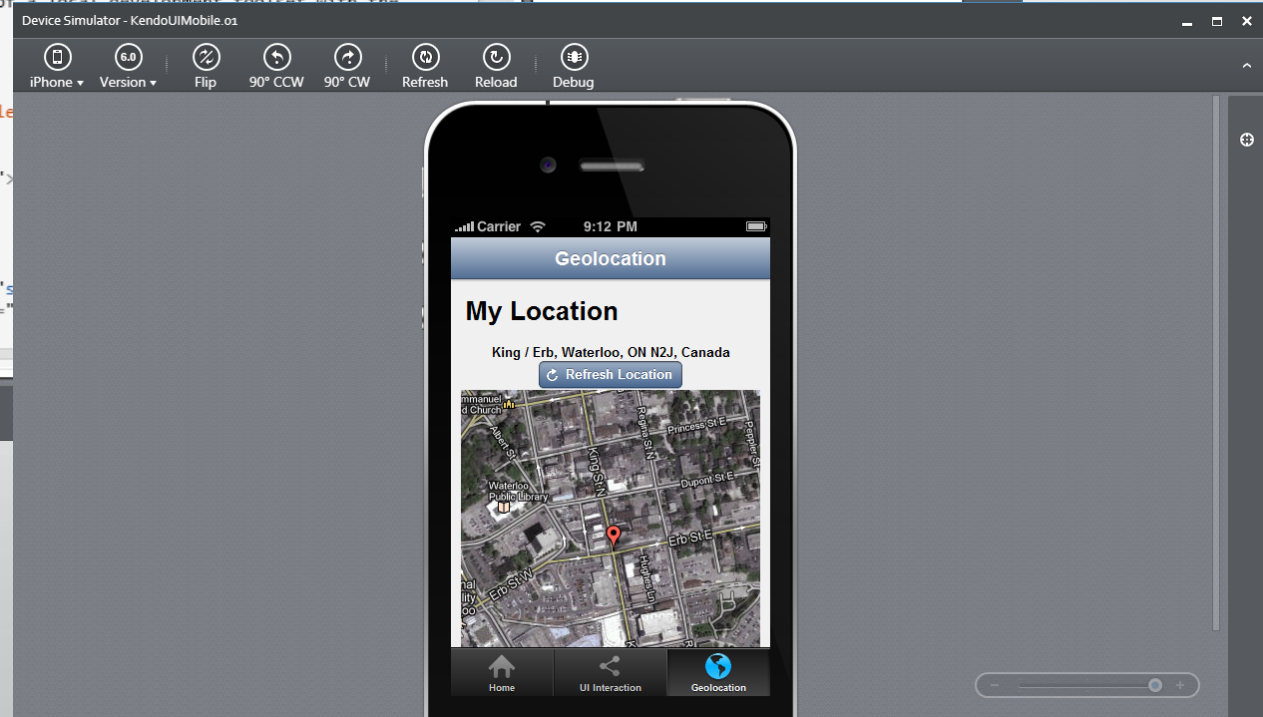
- ❑ Integrated “build in cloud” services
- ❑ Icenium publishing wizard





Icenium Graphite

```
1 <!DOCTYPE html>
2 <html>
3   <head>
4     <title></title>
5     <meta charset="utf-8" />
6     <script src="cordova.js"></script>
7     <script src="kendo/js/jquery.min.js"></script>
8     <script src="kendo/js/kendo.mobile.min.js"></script>
9     <script src="http://maps.google.com/maps/api/js?sensor=true"></script>
10    <script src="scripts/hello-world.js"></script>
11
12    <link href="kendo/styles/kendo.mobile.all.min.css" rel="stylesheet" />
13    <link href="styles/main.css" rel="stylesheet" />
14  </head>
15  <body>
16    <div data-role="view" id="tabstrip-home" data-title="Hello World!">
17      <h1>Welcome to Icenium!</h1>
18      <p>
19        Icenium&trade; enables you to build cross-platform device applications regardless of your
20        development platform by combining the convenience of a local development toolset with the
21        power and flexibility of the cloud.
22      </p>
23    </div>
24
25    <div data-role="view" id="tabstrip-uiinteraction" data-title
26      <h1>Say Hello!</h1>
```





Kendo UI Mobile

What is Kendo UI Mobile?

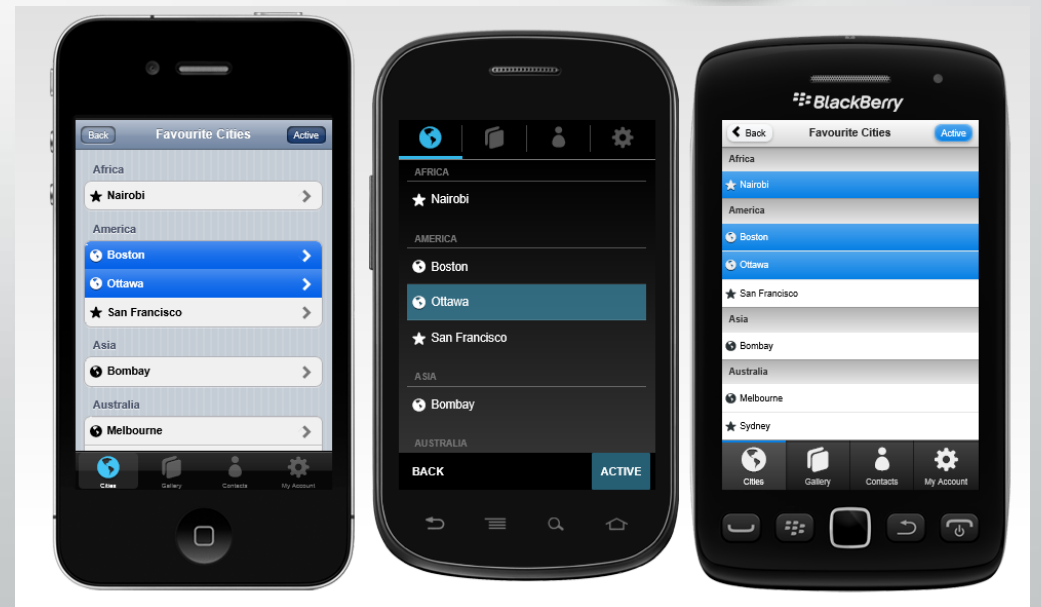
- Mobile development toolset
- HTML5 powered (data-"dash")
- Native look, feel, and user experience
- Kinetic scrolling
- Automatic layout system
- Application framework
- Mobile and tablet widgets



Kendo UI
THE WAY OF HTML5

What is Kendo UI Mobile?

- ❑ Mobile development toolset Native look, feel, and user experience
- ❑ Kinetic scrolling
- ❑ Automatic layout system
- ❑ Application framework
- ❑ Mobile and tablet widgets



Mobile Framework



- Application
- Form
- View
- SplitView

Widgets

- Action Sheet
- Button
- ButtonGroup
- ListView
- ModalView
- Navbar
- PopOver (tablet only)
- Scroller
- ScrollView
- Switch
- TabStrip



DEMO

Q&A



References

☐ Web - <http://www.icenium.com>

30-day trial

☐ My Blog

<http://geekswithblogs.net/mrad>

radacz.mcp@gmail.com @MarkRadacz

The image shows a pricing table with two tabs: 'Annual subscription' (selected) and 'Monthly subscription'. Below the tabs are three columns representing different subscription levels: 'DEVELOPER', 'PROFESSIONAL', and 'ULTIMATE'. Each column displays a price per month, a 'Subscribe' button, and a note about annual or monthly payment options.

Annual subscription	Monthly subscription	
DEVELOPER	PROFESSIONAL	ULTIMATE
\$ 16 / Month	\$ 39 / Month	\$ 79 / Month
paid annually, or \$19 paid monthly, per developer	paid annually, or \$59 paid monthly, per developer	paid annually, or \$119 paid monthly, per developer
Subscribe	Subscribe	Subscribe